

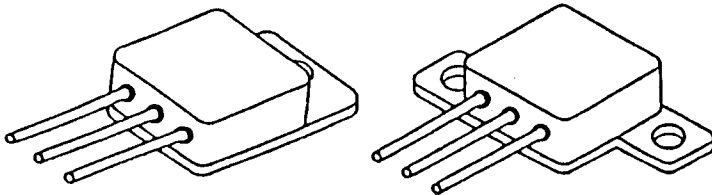
X00042

<b>SDR952CTN &amp; P THROUGH SDR955CTN &amp; P</b>	
<b>100 AMP</b> ISOLATED FLAT PACK HYPER FAST RECTIFIER POSITIVE CENTERTAP <b>200 - 500 VOLTS</b>	<b>SSDI</b>
14849 FIRESTONE BLVD. LA MIRADA, CA 90638 TEL: (213) 921-9660 FAX: (213) 921-2396	

**CASE STYLE**

T0-258(N)

T0-259(P)



**FEATURES**

- ▶ ISOLATED LOW PROFILE PACKAGE
- ▶ HYPER FAST RECOVERY 35nsec MAX
- ▶ HIGHER VOLTAGES AVAILABLE
- ▶ 200 °C OPERATING, EUTECTIC DIE ATTACH
- ▶ REVERSE VOLTAGE TO 500 VOLTS
- ▶ LOW REVERSE LEAKAGE, LOW CAPACITANCE
- ▶ HERMETICALLY SEALED
- ▶ AVAILABLE IN COMMON ANODE (CAN/CAP) AND DOUBLER (DN/DP) CONFIGURATION

**MAXIMUM RATINGS**

RATING	SYMBOL	VALUE	UNIT
Peak Repetitive Reverse Voltage Per Leg and DC Blocking Voltage Per Leg (IR = 100µA) SDR952CTN & P SDR953CTN & P SDR954CTN & P SDR955CTN & P	VRM(rep) VR	200 300 400 500	Volts
Half Wave Rectified Forward Current Averaged Over Full Cycle (Resistive Load, 60Hz, Sine Wave, TC=25 °C)	I0	100	Amps
Peak Repetitive Forward Current (TC=55 °C, 8.3ms Pulse, Allow Junction to Reach Equilibrium Between Pulses)	IFM(rep)	200	Amps
Peak Surge Current (TC=55 °C, 8.3ms Pulse, Superimposed on Rated Current at Rated Voltage)	IFM(surge)	1000	Amps
Operating and Storage Temperature	TJ, Tstg	-65 to +200	°C

**THERMAL CHARACTERISTICS**

CHARACTERISTIC	SYMBOL	VALUE	UNIT
Thermal Resistance, Junction to Case, both legs tied together	RθJC	0.5	°C/W

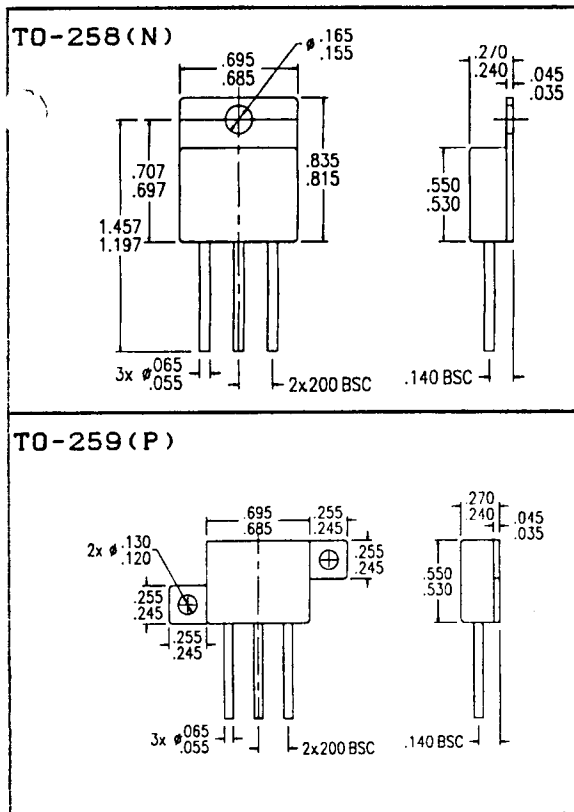
# ELECTRICAL CHARACTERISTICS

CHARACTERISTIC	SYMBOL	VALUE	UNITS
Max Instantaneous Forward Voltage Drop Per Leg * (IF = 50Adc, TA = 25 °C)	VF	1.5	Volts
Max Instantaneous Forward Voltage Drop Per Leg * (IF = 50Adc, TA = 100 °C)	VF	1.4	Volts
Max Reverse Leakage Current Per Leg * (VR = 80% Rated VR, TA = 25 °C)	IR	100	μAdc
Max Reverse Leakage Current Per Leg * (VR = 80% Rated VR, TA = 100 °C)	IR	10	mAdc
Max Junction Capacitance Per Leg (VR = 10V, TA = 25 °C)	CJ	250	pf
Max Reverse Recovery Time Per Leg (IF = 500mA, IR = 1A, IRR = 250mA)	trr	35	ns

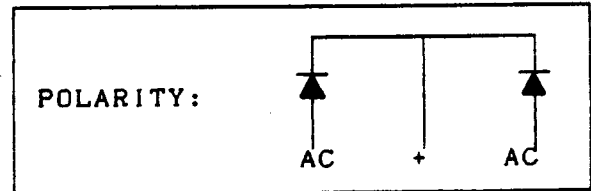
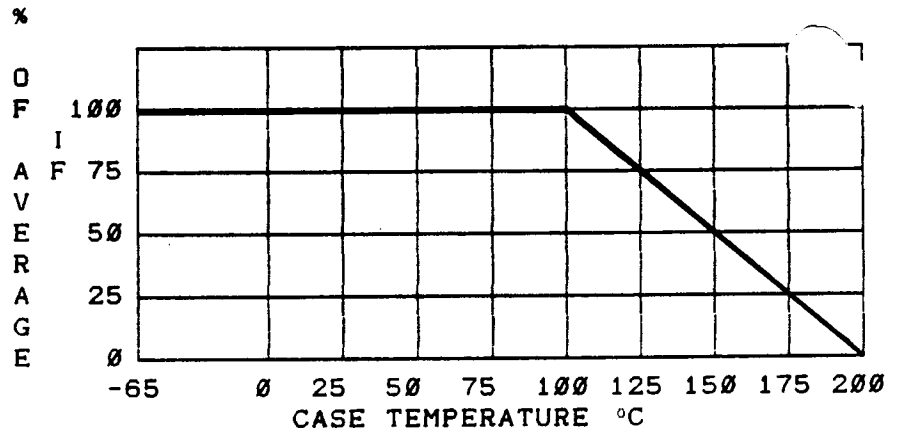
\*) Pulse Width = 300 μs. Duty Cycle = 2 %.

## PHYSICAL DIMENSIONS

## TYPICAL OPERATING CURVES



MAXIMUM FORWARD CURRENT VS. LEAD TEMP.



**SSDI**

**SOLID STATE DEVICES, INC.**

14849 FIRESTONE BOULEVARD, LA MIRADA, CA 90638  
 Telephone: (213) 921-9660 ♦ FAX: 213-921-2396

SDR952CTN & P - SDR955CTN & P